

NPZ PROGRESSIVE DIVIDER

THE DIVIDERS

NPZ Progressive metering dividers have a compact and thought-out design, which makes them the ideal solution for grease lubrication in applications that require minimum dosage but accurate lubrication in small spaces. The **NPZ** dividers are especially designed for heavy equipment and trailers. Translating years of experience into a product that is fit for duty.

DropsaVET **NPZ** is a distributor that utilises the progressive movement of pistons to dispense precise amounts of lubricant to multiple lubrication points.

The lubrication cycle can be controlled by installing a VET ultrasensor on any metering divider element. This sensor detects or monitors the movement of the progressive pistons.

The **NPZ** progressive divider is also available in AISI 316. This makes an already durable product even more everlasting. The AISI 316 version is extremely suitable for corrosive environments.

OPERATING PRINCIPLE

The **NPZ** progressive system is expandable. Moreover, its modularity allows for cost-effective replacements of individual parts. Blockages in the system can easily be found due to the progressive working of the metering dividers.

The primary divider supplies the secondary divider with the pre-determined amount of grease. This secondary divider feeds the lubrication points with grease. Multiple secondary dividers can be connected to the primary divider. One divider can have a maximum of 24 lubrication points.

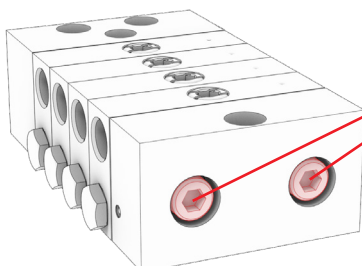
There are six types of metering elements:

- NPZ 025
- NPZ 045
- NPZ 075
- NPZ 105
- NPZ 150
- NPZ 200

Outlets can be given more grease by combining metering elements or plugging them. This will give one outlet two times the regular output. Also bridge elements can be used to achieve the desired grease output.

ADVANTAGES

- **NPZ** comes in a compact and sleek design
- A complete range of accessories and bridge elements for modular design
- The assembly screws are integrated in the final element without protruding, which facilitates installation in small spaces
- Possibility to mount a grease nipple on the inlet element, eliminating fragile connectors
- Easily accessible inner plug
- M10x1 thread on all connections



The assembly screws are integrated in the final element without protruding, which facilitates installation in small spaces



FEATURES

OPERATING PRESSURE UP TO 300 BAR (4350 PSI)

SUITABLE FOR BOTH OIL AND GREASE

SAFE AND CONTROLLED LUBRICATION

EASY TO ASSEMBLE AND INSTALL

COMPACT DESIGN

MODULAR DESIGN ALLOWS FOR CUSTOM CONFIGURATIONS

ACCURATE, ADJUSTABLE GREASE DISTRIBUTION

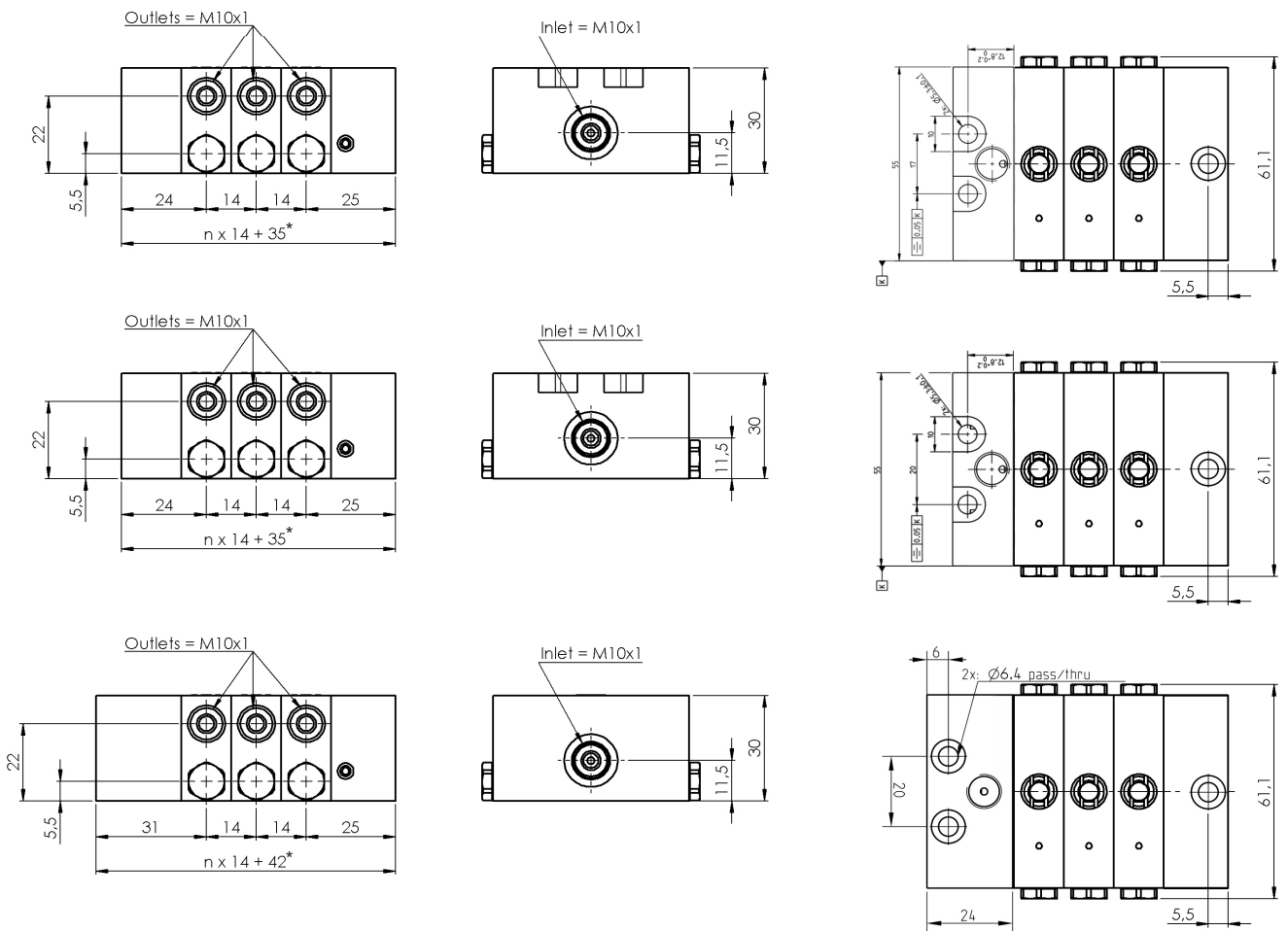
AVAILABLE IN ZINC-NIKKEL PLATED STEEL OR AISI 316

TECHNICAL INFORMATION

GENERAL INFORMATION

Single outlet flow rate	0,025 cm ³ - 0,045 cm ³ - 0,075 cm ³ - 0,105 cm ³ - 0,150 cm ³ - 0,200 cm ³
Number of divider elements	3 ÷ 12
Operating pressure	15 Bar (218 PSI) ÷ 300 Bar (4350 PSI)
Operating temperature	-20°C ÷ +80°C
Material	Zinc-Nickel plated steel - resistance in salt spray >720h
Strokes per minute	maximum 200
Inlet threaded connection	M10x1 double cone seat for Ø 4mm and 6 mm tube
Outlet threaded connection	M10x1 double cone seat for Ø 4mm and 6 mm tube
Lubricants	Min. oil 32 cSt; max. grease 2 NLG12

DIMENSIONS



* n = number of intermediate elements

INLET AND END ELEMENTS

The **NPZ** starting element is available in three variants. These inlet elements are equipped with a G1/8 thread to mount a grease nipple, making manual lubrication easy. In addition to the standard inlet element, a small variant is also available. This narrow starting element has countersunk slot holes, making it ideal for installations where space is limited.



0645973 0645998 0645996 0645384 0646736



0676084 0676109

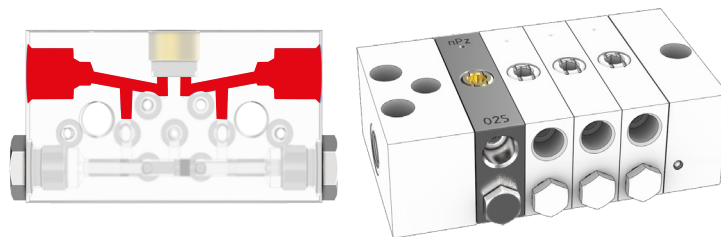
*Note that each inlet elements needs to be equipped with a plug or a grease nipple.

INLET AND END ELEMENTS		
TYPE	PART NUMBER	NOTE*
Inlet zerk fitting, M6, 20 mm, M10x1 with G1/8 thread for a grease nipple	0645973	
Inlet zerk fitting small, M5, 20 mm, M10x1 with G1/8 thread for a grease nipple	0645996	standard
Inlet zerk fitting small, M5, 17 mm, M10x1 with G1/8 thread for a grease nipple	0645998	
End element M5	0645384	standard
End element with G1/8 thread for a grease nipple	0646736	
ACCESSORIES		
Grease nipple with G1/8 thread AISI316	0022390	
Plug - 1/8 BSP X8 with sealer	3232098	
Junction bridge-doser NPZ	0676084	
Junction bridge-doser NPZ with output M10x1	0676109	

INTERMEDIATE ELEMENTS

The **NPZ** metering elements are responsible for distributing the grease to the desired ratios. The variable dosages of the metering elements make it possible to provide each lubrication point with the right amount of grease.

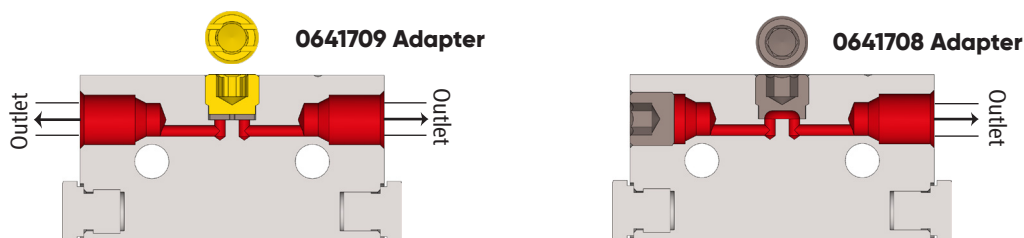
INTERMEDIATE ELEMENTS	
FLOW cm3	PART NUMBER
0,025	0645350
0,045	0645351
0,075	0645352
0,105	0645353
0,150	0645388*
0,200	0645387*



* Element not compatible with Ultrasensor


CONVERSION WITH A SINGLE OR DOUBLE OUTLET

By replacing the yellow highlighted adapter (code 0641709) together with the stop disc (code 0641791) with the gray adapter (code 0641708), you can combine the flow volume of the outputs of the same element, as shown in the drawing. When the two outputs are combined, remember to close off the one that is not being used with a plug (code 3232153).



ASSEMBLY OF THE DIVIDER

TIE RODS *You need two parts per divider	
NO. OF ELEMENTS	PART NUMBER
3 elements	0014333
4 elements	0014329
5 elements	0014303
6 elements	0014330
7 elements	0014305
8 elements	0014306
9 elements	0014331
10 elements	0014308
11 elements	0014332
12 elements	0014310
ø6 spring lock washer	0016050



CONNECTING THE GREASE LINES

TERMINAL FITTING	
DESCRIPTION	PART NUMBER
Union screw 4 mm M10x1	0092822
Ø4 mm olive (150 Bar)	0093004
Union screw 6 mm M10x1	0092823
Ø6 mm olive (150 Bar)	0093006

