

## PROGRESSIVE MONOBLOCK DISTRIBUTOR FROM ONE TO EIGHTEEN OUTPUTS

SMP is a progressive cylinder block distributor that is ideal for applications requiring small dimensions for small spaces. It is available in 6, 8, 10, 12, 14, 16 and 18 outputs, each with dosage of 0.2 cm<sup>3</sup> per cycle. The single output of the dosing device may be combined with the one located adjacent by eliminating the special fitting and applying a plug. Visual or electronic monitoring works by removing the plug and installing a complementary visual or electronic device.

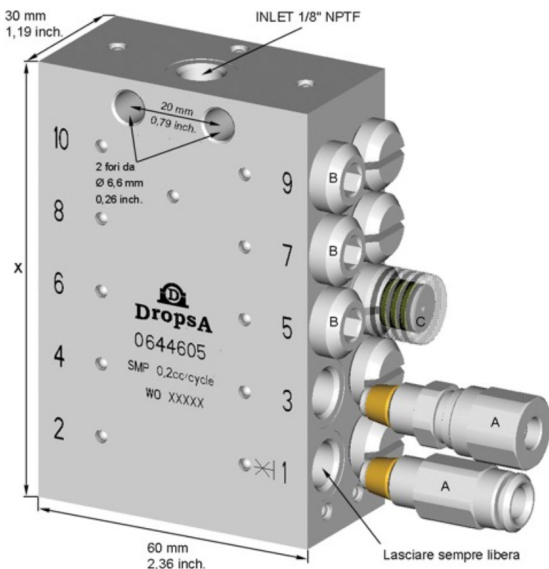
The grease pumped inside of the block is distributed by the piston dispensers of the progressive dosing device equally among the different outputs. In case a single output becomes blocked, the pistons stop their activity allowing for the control of the entire system by means of a single device for this purpose.



(\* Plating has been modified from Ni plating to ZnNi plating during Q3-Q4 2025. Please ensure to check with your distributor for plating details on current supply.

GENERAL TECHNICAL SPECIFICATIONS	
Min. pressure	20 bar, 300 psi
Max. pressure	300 bar, 4,400 psi
Max. cycles per min.	625 cycles
Operating temperature	-30 to 70°C 22 to 158°F
Lubricant viscosity	Min: 32 cSt oil Max.: NLGI 2 grease
Material	Zinc-nickel plated steel Stainless steel, AISI 304;
CYCLE SENSORS	
Material	Stainless steel, AISI 316 Nickel-plated brass
Proximity type	PNP or NPN 10-30V DC - 200 mA

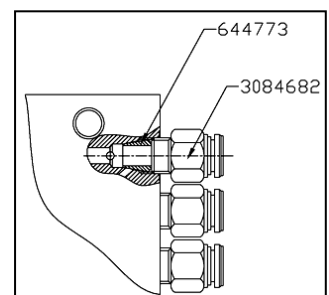
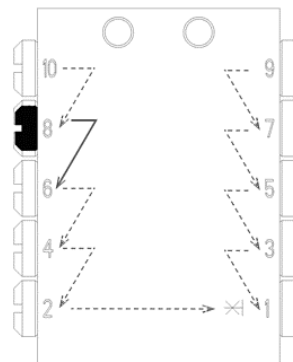
### DIMENSIONS (DRAWING NOT TO SCALE)



### SMP OUTPUT DIAGRAM

The flow rates of the adjacent outputs can be combined by plugging one or more outputs. In the example, by plugging output no. 8, the lubricant passes on to the adjacent output (in the example, the number 6) in a descending order. In case output no. 2 is plugged, the lubricant passes on to output no. 1.

**Output no. 1 can never be plugged.**





## ORDER INFORMATION

SMP IN NICKEL-PLATED STEEL			
Part numbers	X mm	X inch.	Description
0644603	60	2,36	SMP 6 outputs
0644604	75	2,95	SMP 8 outputs
0644605	90	3,54	SMP 10 outputs
0644606	105	4,13	SMP 12 outputs
0644407	120	4,72	SMP 14 outputs
0644408	135	5,31	SMP 16 outputs
0644409	150	5,90	SMP 18 outputs
Part numbers	Diagram		Description of accessories
0644637	A		Straight valve terminal 1/8" BSP, female
0644638			Check valve terminal x pipe Ø 4 mm
0644639			Check valve terminal x pipe Ø 6 mm
0644640			Valve push-in terminal x pipe Ø 6 mm
0644806			Valve push-in terminal x pipe Ø 4 mm
0644641			Valve ring terminal x pipe Ø 6 mm
0644611	B		Output exclusion plug
1655220	C		Visual indicator
1655306			Ultra-sensor for SMP to be ordered together with connector part number 39999

SMP IN AISI 303 STAINLESS STEEL			
Part numbers	X mm	X inch.	Description
0644593	60	2,36	SMP 6 outputs
0644594	75	2,95	SMP 8 outputs
0644595	90	3,54	SMP 10 outputs
0644596	105	4,13	SMP 12 outputs
0644600	120	4,72	SMP 14 outputs
Part numbers	Diagram		Description of accessories
0644646	A		Ring terminal x pipe Ø 6 mm, stainless steel
0644599	B		Stainless steel output exclusion plug
3190386			O-rings to be ordered together with the plug part number 644599
1655220	C		Visual indicator
1655348			Ultra-sensor for SMP to be ordered together with connector part number 39999

Distributor info:

C2071PE WK 39/25

Dropsa products can be purchased at Dropsa branches and authorised distributors.  
Go to [www.dropsa.com/contact](http://www.dropsa.com/contact) or write to [sales@dropsa.com](mailto:sales@dropsa.com)